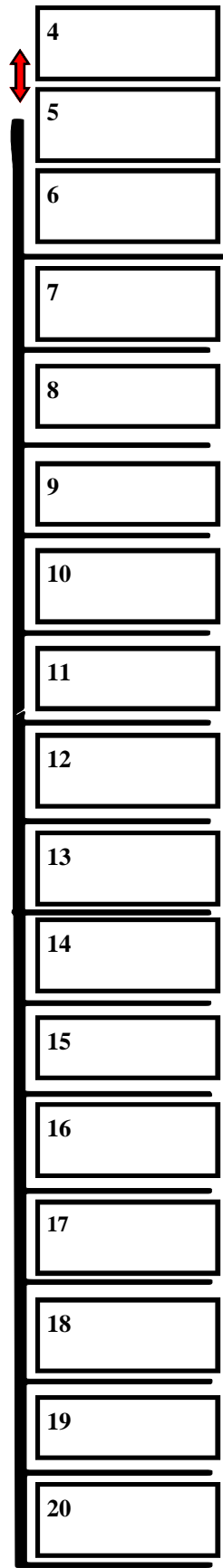


ADMISSIONS

Front Door

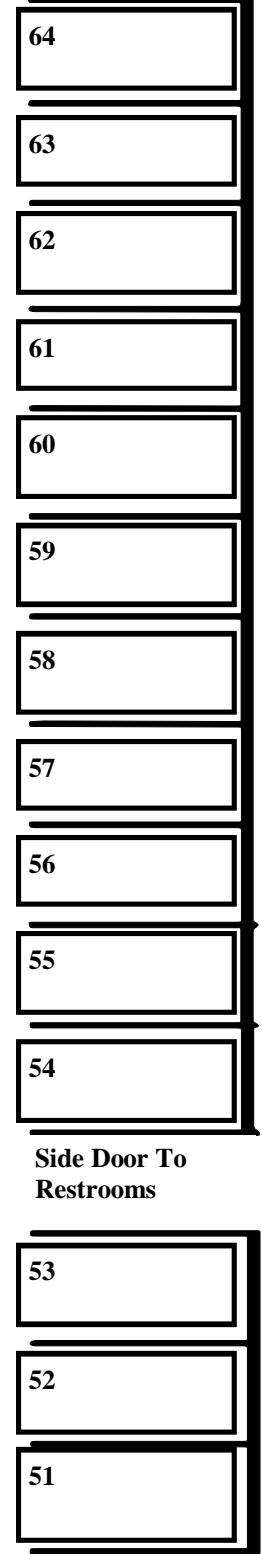
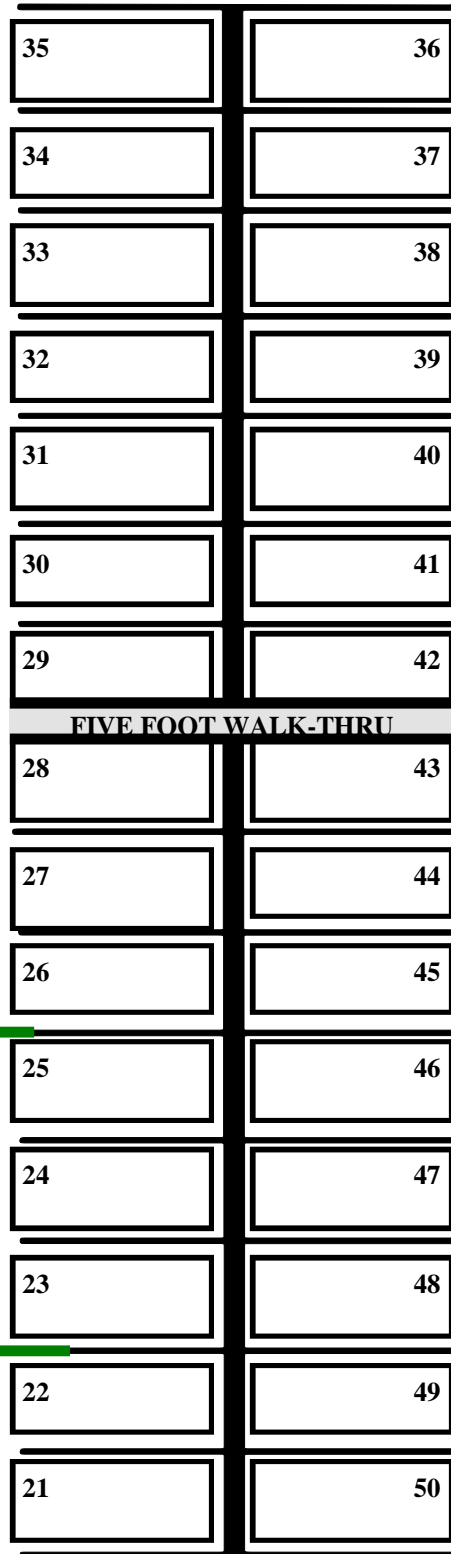
3 2 1



The Red Arrows indicate the Wall Of Pipe and Drape against the real walls and the created wall down the center of the room.

Pipe and Drape

THIS IS AN AISLE



THIS IS AN AISLE

THIS IS AN AISLE

A vendor who Rents 3 booths Would only Have the pipe And drape Side panels Where lines Have been Drawn. This helps designate Where vendors Begin and end.


10' Wide With Pipe And Drape On Each Side At Table Height Not Wall Height

Side Door To Restrooms

STAGE
2
SECTIONS
8 X 8

EAT/
SIT
AREA

EAT/
SIT
AREA



KITCHEN

BLDG 2
ROOM LAYOUT
WITH
EXPLANATIONS

STORAGE RM

ADMISSIONS

Front rollup door



101
102
103
104
105
106
107
108
109
110

120
119
118
117
116
115
114
113
112
111

121
122
123
124
125
126
127
128
129
130



**BLDG. 4
ROOM LAYOUT**

DOOR